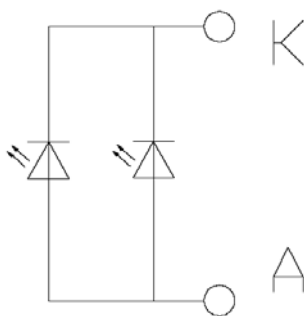
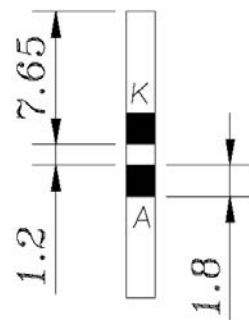
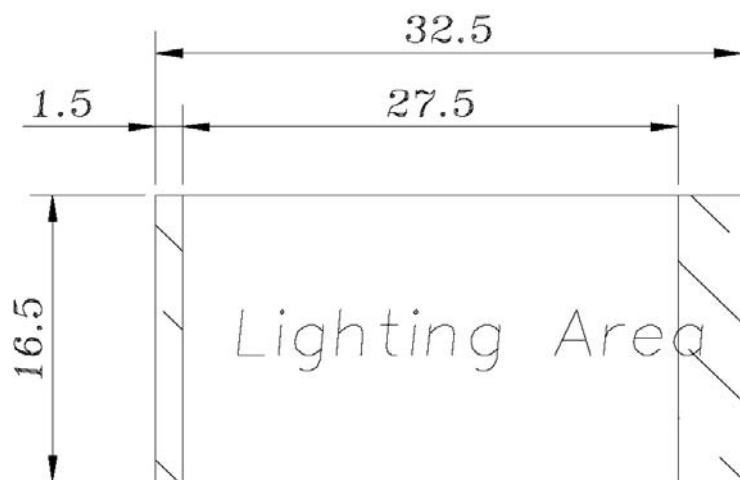


27.5*16.5 mm Blue LCD Backlight
Technical Data Sheet

Part No: KWB-R2817B-2B
Color : Blue
LED Chip Material: InGaN



Mechanical Outline



Notes:

1. LED Lamp Q'ty : 2 pcs (Blue)
2. All dimensions are in millimeters .
3. Tolerance is ± 0.3 mm unless otherwise noted.
4. Specifications are subject to change without notice.

Absolute Maximum Ratings at Ta=25°C

Parameter	Symbol	Condition	Rating	Unit
			Blue	
Continuous Forward Current	I _{fm}		60	mA
Peak forward Current	I _{fp}	1 msec Plus 10% Duty Cycle	100	mA
Reverse Voltage	V _r		5	V
Power Dissipation	P _d		200	mW
Operating Temperature	T _{opr}		-20~+70	°C
Storage Temperature	T _{stg}		-20~+75	°C

Electrical Optical Characteristics at Ta=25°C

Parameter	Symbol	Min.	Typ.	Max.	Unit	Test Condition
Forward Current	I _f	30	40	50	mA	I _F =20mA*2
Forward Voltage	V _f	2.8	3.3	4.0	V	I _F =20mA*2
Reverse Current	V _r	--	--	10	μA	V _r =5V
Luminance (Without Glass)	L _v	---	50	---	cd/m ²	I _F =20mA
Dominant wavelength	λ _d	465	470	475	nm	I _F =20mA

Note:

- The dominant wavelength (λ_d) is derived from the CIE chromaticity diagram and represents the single wavelength which defines the color of the device.

Cautions

■ Storage:

- ◇ Storing the units in bad condition will cause the reflector sheet and decrease it' s adhesive power.
Storage the products under the condition: temperature ($25^{\circ}\text{C} \pm 10^{\circ}\text{C}$) and humidity ($65^{\circ}\text{CRH} \pm 20^{\circ}\text{CRH}$) our recommendation.

■ Soldering:

- ◇ The soldering Temperature is $260 \pm 5^{\circ}\text{C}$ and Soldering Time should be less than 3 sec, and soldering iron power should be less than 30W.
- ◇ The soldering point should be farther than 1.6mm from body.

■ ESD (Electrostatic Discharge)

- ◇ Static electricity and surge will damage the LEDs. It is recommended to use a wrist band or anti-electrostatic glove when handling the LEDs.
- ◇ All devices, equipment and machinery must be properly grounded.